

# 5D stereoscopic engraving instrument



**instructions**

# Overview of functional principles

## **1, strong fat blasting, fat removal**

The use of concentrated strong sound waves of sound waves emitted by the frequency of up to 40000HZ sound waves, after entering the human body can make people

Body fat cell produces a kind of intense impingement action and the frictional motion between adipose cell, can use up quantity of heat effectively, use up

The water content of the cell, make adipose cell shrinks, when sound wave vibrates additionally, can make the generation between the cell is strong crack bump, the cell is instantaneous

Blast, adipose cell decreases, achieve thereby purify adipose effect.

## **2, dissolve fat, lymphatic detoxification, tighten skin, enhance skin elasticity**

With the combination of advanced rf technology and energy rf, it can reach the adipose body deeply and has targeted rf transmission

Out of the excellence, so that the adipocyte tissue in a rapid state of activity, the production of heat energy of the cell body friction heat, so that the local

Temperature rise, through the sweat glands, liver and intestinal circulation and lymph will be the body of excess fat and toxins excreted in order to achieve dissolution

The effect of fat.

## **3. Improve orange peel tissue and slim body shape**

Biological waves generated by the energy electrodes of the apparatus stimulate the body at the corresponding acupoints, using different frequencies and pulses in the body

The interaction of multiple physical electrons can effectively stimulate the fat body and make the body move, so as to eliminate it again

Use quantity of heat and adipose, in order to achieve the effect that model beautiful body.

#### **4, the introduction of magnetic health technology**

Magnetism can activate cell energy and promote blood circulation. Free radical scavenging blood vessel wall, lowering blood viscosity, lowering blood lipid; Calm down,

Anti-inflammatory, analgesic, detumescence; Improve the body immunity; Anti-aging effect.

#### **5, anti-aging acid balance**

According to the acid-base balance, acid-base neutralization theory, a large number of acidic substances are gathered in the pathological parts of the body, and the acidic substances are

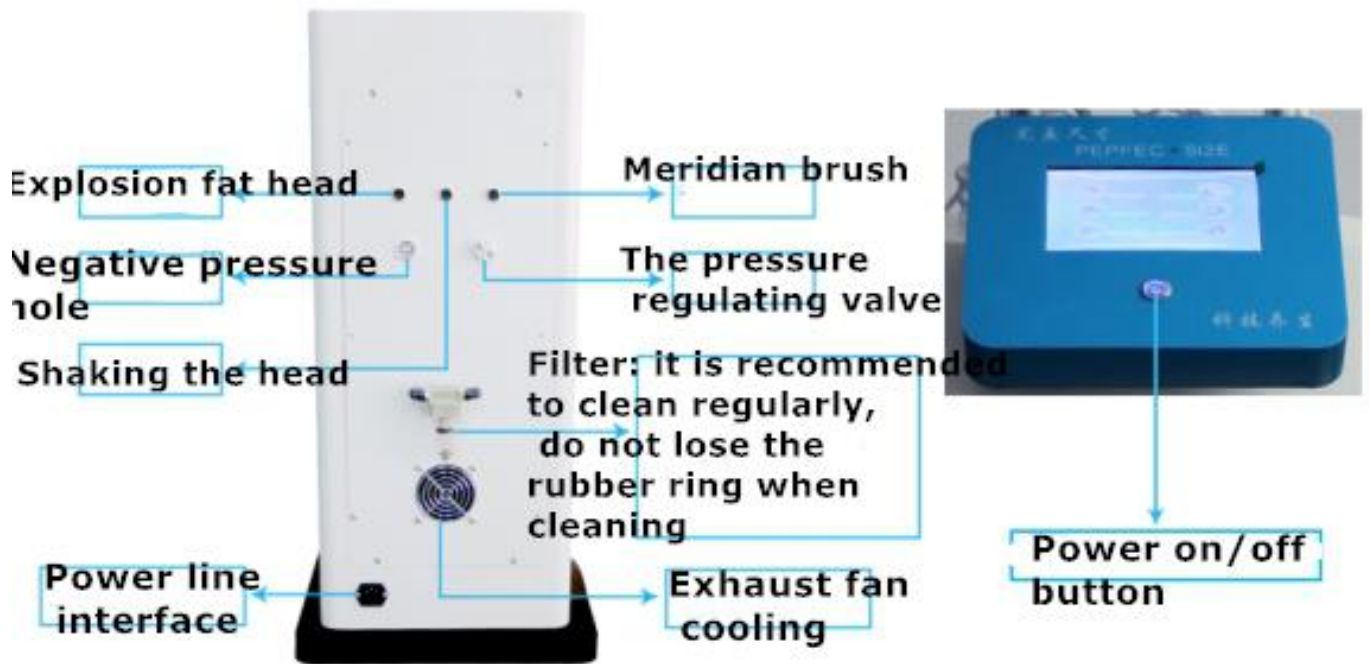
As for the wastes that have not been metabolized by human body, 5D stereoscopic engraving instrument integrates light, electricity, magnetism and infrared ray

Function in one, for the modern sub-health conditions, soothing, physical therapy, beauty and other functions; By vacuum suction,

Far infrared ray, magnetic therapy and photoelectric combination, smooth lymphatic pipeline, accelerate the body's metabolism, blood circulation, accelerate poison

The metabolism of element and the absorption of nutrient composition, relieve pain, health care, thus play the role of acid.

# Instrument installation



Negative head replaceable. As shown, the core can be aligned with the hole



# Accessories function and operation instruction

## High intensity focused sonic head

Powerful targeted fat blasting, fat removal, the use of concentrated sound waves hair frequency up to 40000HZ strong sound waves, extreme vibration.

Move adipose cell, hit adipose cell forcibly, make adipose cell membrane produces introverted blast, make glycerine triglyceride decomposes glycerine.

And free fatty acid, cause adipose cell burst, achieve the effect that reduces weight thereby beautiful body. Focused ultrasound is only for.

Adipose layer and adipose tissue, do not have effect to other body organ tissue, reason won't cause any harm to the body.



## Operation suggestion

1, the explosive fat head is mainly used for weight loss molding items, especially the refractory adipose tissue, can extend the action time of the explosive fat head, a part of the recommended operating time of 10 to 25 minutes, according to the actual situation of the customer to adjust.

2, before using the probe, it is recommended to give a 5-10-minute soothing massage by hand to the operating parts, so that the customer's body has an

adaptive process to achieve a comfortable state.

3, do weight loss molding project, need to match the corresponding weight loss essential oil / fat cream / fat loss adhesive and other burning fat products together to achieve a better effect.

### **parameter adjustment:**

**Time-** time, according to the actual situation of the customer can be adjusted;

**Cavitation Intensity--** ultrasound intensity, adjustable range 0 / 15;

**Cavitation Mode--** acoustic mode, the blue light of the probe will change with the mode change;

**The Start--** function starts working mode; **Pause--** pauses.

--Return to the main interface.

## **DDS magnetic physiotherapy brush**

DDS nanomagnetic physiotherapy brush uses magnetic energy heating, dredging the whole body meridian, promoting lymphatic detoxification, promoting blood circulation, running qi and blood. Use far infrared ray to activate human body cell energy to excite meridian, clear meridian, reach "pass through without pain", invigorate qi to carry out blood, remove toxin, regulate yin and yang, quickly clear all lymphatic vessels and meridians of whole body. Physiotherapy brush can act on all parts of the human body, and can achieve a good detoxification and soothing effect, can effectively improve a variety of pain: back pain, shoulder periartthritis, waist and leg weakness, etc.



## Operation suggestion

1. physiotherapy brush mainly acts on the project of dredging and detoxification of meridians and collaterals, and the recommended operation time of one part is 15-30 minutes, which is adjusted according to the actual situation of the customer (the condition of stasis and the different physique). After the operation of the explosive fat head, the physiotherapy brush can be used to remove the toxin in the body, accelerate metabolism, lose weight and maintain health at the same time, can achieve twice the results with half the effort.

2. before using the probe, it is recommended to massage the operating parts by hand for 5 minutes for 10 minutes, so that the customer's body has an adaptive process to achieve a comfortable state. If you do weight loss items, you can continue to use a health brush directly after the fat head.

3, do the body health items, with the corresponding functions of the essential oil; do weight loss molding items, with the corresponding weight loss essential oil / fat cream / fat loss adhesive and other burning fat products can be operated

together.

#### **4, parameter adjustment:**

**Time- time**, according to the actual situation of the customer can be adjusted;

**BIO Intensity-** micro current intensity, adjustable range 0 / 15;

**BIO Mode-** acoustic mode, the blue light of the probe will change with the mode change;

**It is suggested that the thermal energy intensity of Heat Intensity-** should be adjusted to 15, preheated for 2 minutes for 3 minutes, and then adjusted according to the actual situation.

**The Start-** function starts working mode;

**Pause-** pauses.

### **RF negative pressure acid discharge head**

Through the combination of vacuum negative pressure and photoelectricity, smooth lymphatic duct, accelerate the metabolism of the body, blood circulation, accelerate the metabolism of toxins and the absorption of nutrients, relieve pain, health and health care, thus play the purpose of acid removal and acid correction. High frequency radio frequency can deep directly reach fat body, make adipocyte tissue in fast and active state, produce heat energy friction heat of cell body, make local temperature rise, through sweat gland, with vacuum suction, strong massage through negative pressure. Direct blasting thick fat, the effect is obvious.





## Operation suggestion

1, acid removal mainly for acid removal and molding projects, a recommended operation time of 15 minutes 30 minutes, according to the actual situation of the customer (stasis and different physique) to adjust.

2, before using the probe, it is recommended to massage the operating parts by hand for 5 minutes for 10 minutes, so that the customer's body has an adaptive process to achieve a comfortable state. If you do weight loss items, you can directly continue to operate after other probe operation.

3, do the body acid removal project, with basic products can be operated; do weight loss molding items, with the corresponding weight loss essential oil / fat paste / fat loss adhesive and other burning fat products can be operated together; Facial items, with tight or corresponding product operation can be.

### 4, parameter adjustment:

**Time-** time, according to the actual situation of the customer can be adjusted;

**Vacuum Intensity-** negative pressure intensity, adjustable range of 0 ~ 5, can

also be directly adjusted in the pressure regulator;

**The negative pressure suction-discharge mode of Vacuum Mode-** was the continuous suction mode, and the ratio of suction and discharge was different in the A/B/C mode.

**RF Intensity-** RF strength, according to the actual situation can be adjusted, must not be adjusted too high;

**The Start--** function starts working mode;

**Pause--** pauses.

## **Magnetotherapy vibrator**

Vibration with a magnetic field produces a magnetic field, vibration and heat at work by pressing the friction head. To dizziness, headache, fatigue, insomnia, lumbar and cervical pain and other symptoms have obvious improvement and soothing effect. Its magnetic wave pulsation can be heated precisely under epidermis and dermis, even subcutaneous adipose tissue, resulting in immediate tissue contraction and long-term collagen regeneration, thus increasing skin elasticity and achieving beauty and health preservation. Men can clear the intestines and stomach, detoxify, reduce beer belly, effectively achieve abdominal health. Women can warm the palace, nourish the face, eliminate dysmenorrhea, bid farewell to the dark yellow skin.



## Operation suggestion

1, magnetic therapy mainly acts on the shoulder, neck and waist and abdomen health items, a part of the recommended operation time of 15 minutes, according to the actual situation of the customer (stasis condition and different physique) to adjust.

2, before using the probe, it is recommended to massage the operating parts by hand for 5 minutes for 10 minutes, so that the customer's body has an adaptive process to achieve a comfortable state.

3, do the body health items, with the corresponding functions of the essential oil.

### 4, parameter adjustment:

**Time- time**, according to the actual situation of the customer can be adjusted;

**Vibration Intensity-** micro current intensity, adjustable range 0 / 15;

**Heat Intensity-** thermal energy intensity, it is recommended to adjust to 15, preheat about 5 minutes, and then according to the actual situation can be adjusted;

**The Start-** function starts working mode;

**Pause-** pauses.

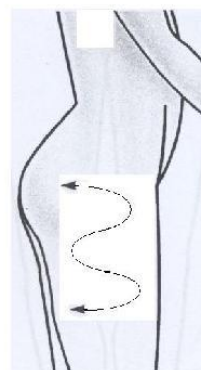
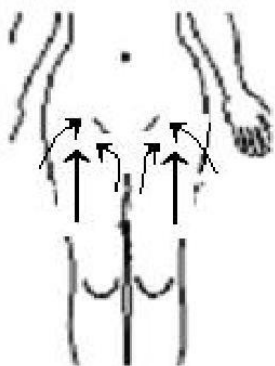
**↶**-Return to the main interface.

### **Treatment tip**

- 1.The probe must be closely related to the skin during treatment.
- 2.When the beautician adjusts the intensity, should communicate well with the customer.
- 3.After the operation, clean the skin with hot towels.
- 4.Care with circumferential movement or straight line movement, do not stay in the same part, the movement should be coherent or pull up.

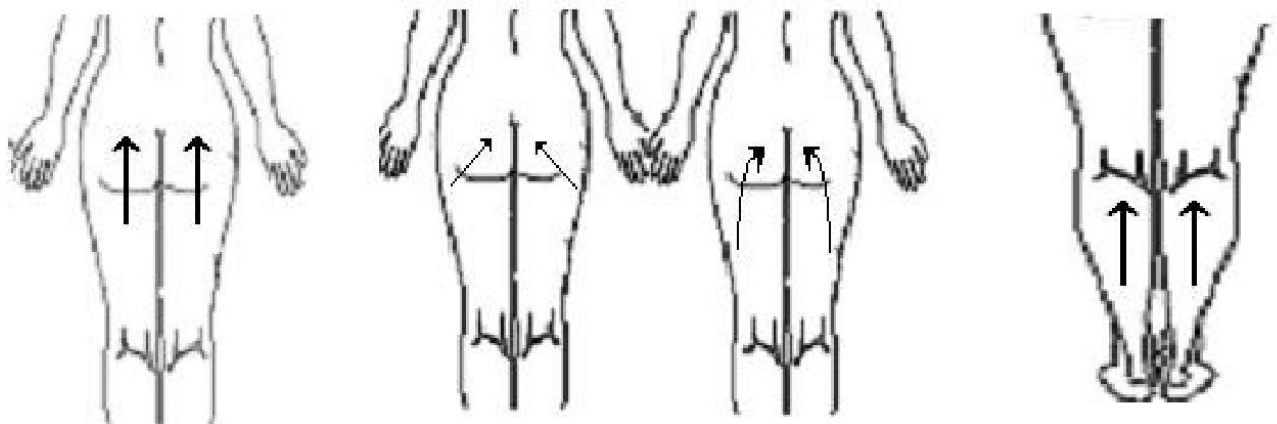
### ※**For location: body part**

- 1.from the inner thighs to the anterior thighs, the lateral thighs were pulled upward to the groin direction;
- 2, the inner and outer thighs can be pushed back and forth with Z or big 8 characters;



3, the posterior thighs were pulled upward to the buttocks;

4, the lower leg can be pulled up or pushed back and forth with Z manipulation;

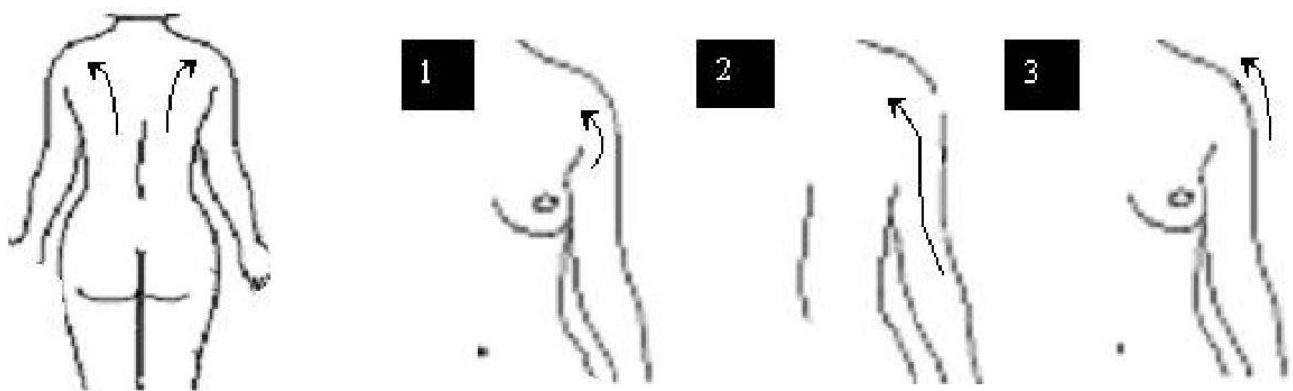


### ※ For position: back and arm

(1) The central point of the upper spine was pushed to the axillary lymph node position;

(2) the posterior arm was pulled upward to the position of axillary lymph node;

(3),the forearm was drawn upward to the subaxillary lymph node.

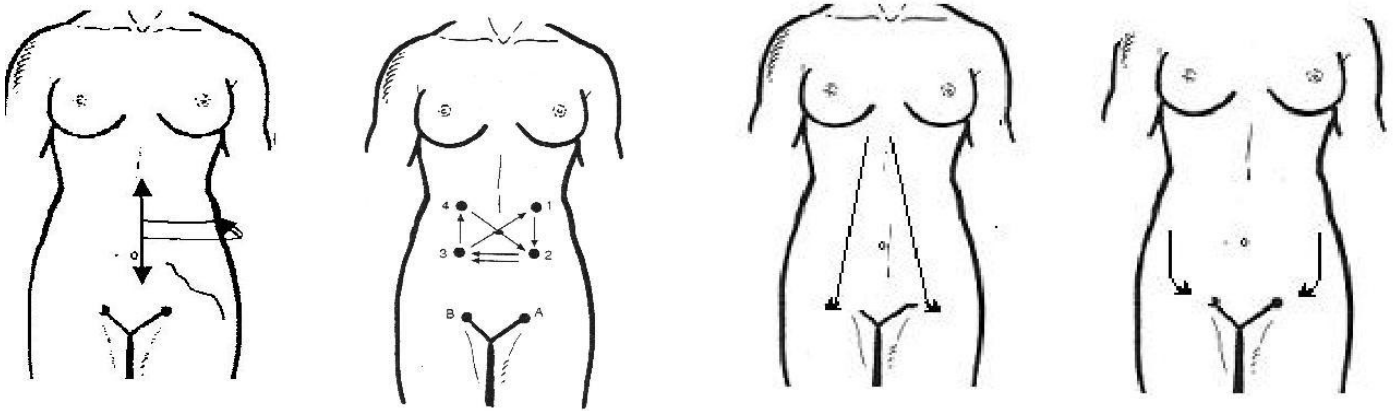


### ※ Location for: abdomen

1, starting from the central point of the lower vertebra of the back to direct the forward waist to the groin;

2, proceed clockwise from the upper colon to the transverse colon and the descending colon to the inguinal position.

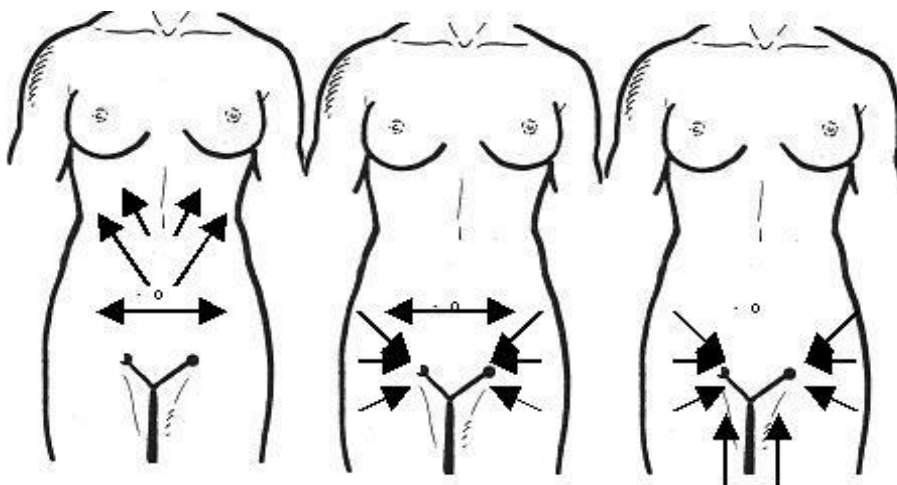
3, stomach brisket was pulled down to groin by A-word manipulation.



1.upper abdomen: the liquid is drained to the axillary lymph node;

2.Lower abdomen: drainage of fluid to inguinal lymph nodes;

3.Waist: drainage of fluid to inguinal lymph.

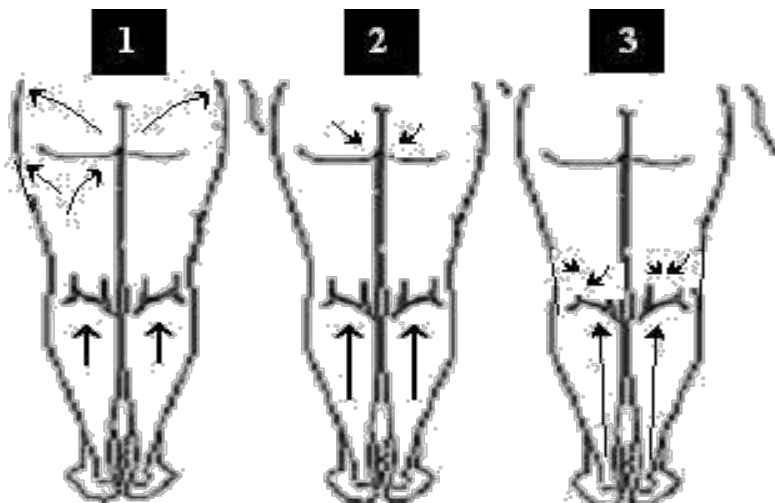


※ **For location: buttocks and legs**

1.Hind legs: drainage of fluid to inguinal lymph nodes

2.Crus: drainage of fluid to lunar lymph nodes

### 3. Joint position: joint fluid drainage to lymph

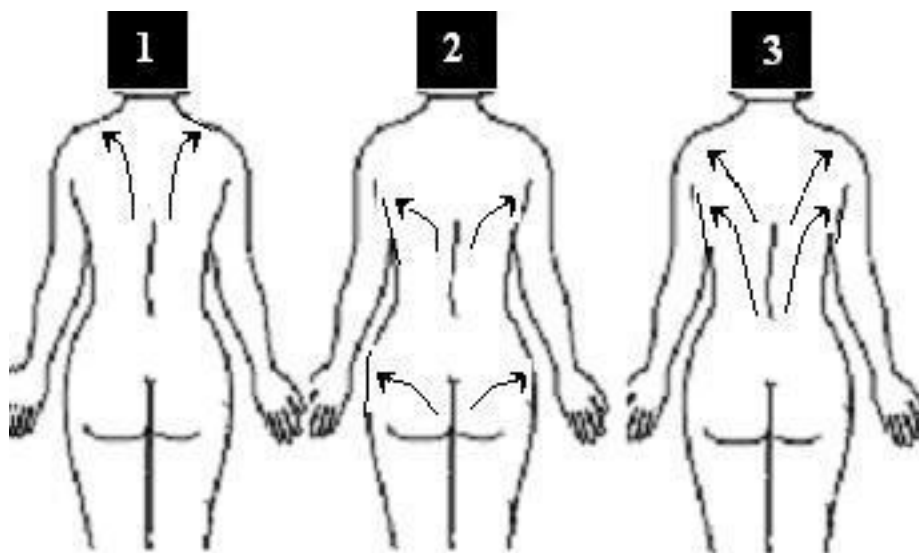


#### ※For location: back

Shoulder: drainage of fluid to clavicular fossa lymph nodes

Buttocks: draining fluid to inguinal lymph nodes

Back: drainage of fluid to axillary lymph nodes



#### Accessory Care:

1. After each operation, it is necessary to clean the probe in time, clean with

saline, can not directly put the whole probe into the water to clean, apply wet and soft dishcloth to wipe.

2. Operation probe has heat effect, after use, can not be placed directly on the hanger, should wait for the probe to cool down and then light on the fitting hanger.

3. **Accessories hangers not to be wiped with alcohol!** Normal saline should be used for cleaning.

## **Matters needing attention**

### **1. Warning**

- 1) Instruments belong to high-precision electronic instruments and must not be placed in wet places when they are kept and placed.
- 2) This instrument all uses the computer automatic chip to carry on the operation control, so in the use time, does not use the high frequency electrical apparatus as far as possible in the peripheral area, lest interferes with the instrument normal operation use. (eg an electric coil, hairdryer, microwave instrument, etc) In the event of interference, there are generally two phenomena (A. In normal use, B. LCD screen jump), the general elimination method is to turn off the power supply, restart the instrument.
- 3) No wrestling, strong collision, etc.
- 4) The main machine and accessories of the instrument generally require cleaning and care on a regular basis, especially if the water is not allowed into the instrument.
- 5) If it is not used for a long time, it is preferable to protect the whole instrument with a bag of moisture-proof and dust-proof, preferably about 15 days for



working for one hour, so as to prevent the internal electronic device from being affected by moisture and aging.

## **2. Be careful**

### **Use is prohibited if:**

- 1) the power plug, when the wire is damaged or hot;
- 2) when the Jack is loose or swaying;
- 3) it is forbidden to break, process, bend excessively, twist plug;
- 4) do not pull the plug reluctantly in the course of operation;
- 5) the use of other power cords is prohibited;
- 6) place in a baby, where the child is not in contact;
- 7) the use of chemicals to wipe instruments is prohibited;
- 8) it is prohibited to pull the plug by wet hand.

## **3. Forbidden crowd**

- 1, serious diseases such as heart disease, gastric ulcer, severe gastric disease, duodenal ulcer, hypertension, diabetes, etc.
- 2, women, breast-feeding women, abdominal surgery less than three months, menstrual prohibition.

# **Maintenance and maintenance**

- 1) Each fitting belongs to a sophisticated device. So in the use time and use completion, must pay attention to maintain, lest cause its service life to shorten.
- 2) Accessories should be taken lightly, must pay attention to holding the handle, do not hold the output line at will, easy to cause loose connection inside the

accessories, resulting in poor contact and short circuit.

- 3) After the use of accessories, do not drop at will, should use cleaning fluid with a clean cloth carefully cleaned, put on the hangers. It is recommended to clean the surface with saline or a small amount of detergent.
- 4) If the 80K high-intensity explosive grease head works continuously for 30 minutes, when working for 30 minutes, let the probe rest for 5 minutes, wait for its surface temperature to decrease, then continue to use, when the fitting is not in use, be sure to remove the fitting. Put on the corresponding hanging frame, must not let it dry burn work, lest burn probe.
- 5) vacuum negative pressure head: be sure to pay attention to cleaning. After the use is completed, when the essential oil or product in the main machine filter is found to be full, the product in the filter must be cleaned so as not to affect the suction.

## **quality assurance**

This machine from the date of purchase of the mainframe warranty for one year, within three months there is a quality problem free repair, three months later if there is a problem will be charged maintenance fees. Spare parts warranty for three months, within one month quality problems, free repair, after a month to charge the spare parts maintenance fee. Other warranty period may also be responsible for maintenance, the collection of spare parts and consumables cost fees. Please contact us for replenishment or purchase.

**There is no free warranty for any failure caused by the use of the following personal causes.**

A, disassemble and assemble without authorization, refit the fault caused by this product;

B, use carelessly beat, fall and cause trouble;

C, failure due to lack of proper maintenance; failure to follow proper instructions.

D, failure caused by failure to follow the correct instructions for use.

The design specifications of our products are subject to change without notice. In case of doubt, please contact us.

## Attached: precision engraving instrument inspection report



中国认可  
国际互认  
检测  
TESTING  
CNAS L1225

第 1 页 共 7 页

# 检验报告

INSPECTION REPORT

报告编号： TRS18070575  
样品名称： 精雕仪  
款号/型号： MYS001  
检验类别： 委托检验  
委托单位： 广州德玛莎科技有限公司



中国检验认证集团深圳有限公司  
深圳华通威国际检验有限公司





**中国检验认证集团深圳有限公司**  
**深圳华通威国际检验有限公司**

Shenzhen Huatongwei International Inspection Co., Ltd.  
地址 (Add): 广东省深圳市高新技术产业园科技南十二路华通威大厦  
电话 (Tel): +86 755 8874 8018

报告编号 (No.): TRS18070575

日期 (Date): 2018年8月3日

**检验信息**

检验依据: TESTING STANDARD & METHOD:	GB 4706.1-2005 家用和类似用途电器的安全 第1部分: 通用要求	
检验项目	第8章: 对触及带电部件的防护 第21章: 机械强度	
检验环境	20-25℃; 50-55% RH	
检验结论	所检项目符合要求	
检验地址	广东省深圳市公明田寮根玉路宏发高新产业园9栋一楼	
备注: 1. 见附表: 指本报告的附加表格。 2. 可能的试验情况判定: N: 试验情况不适用本试验产品或不进行该项试验。 P: 试验样品满足要求。 F: 试验样品不满足要求。		
主检	审核	批准
 日期: 2018年8月3日	 日期: 2018年8月3日	  日期: 2018年8月3日