

PRESSOTHERAPY BODY CONTOURING SYSTEM USER MANUAL



Dear customer,

Thank you for purchasing our Pressotherapy Body Contouring System, please read this User Manual carefully and use the system in an correct way.

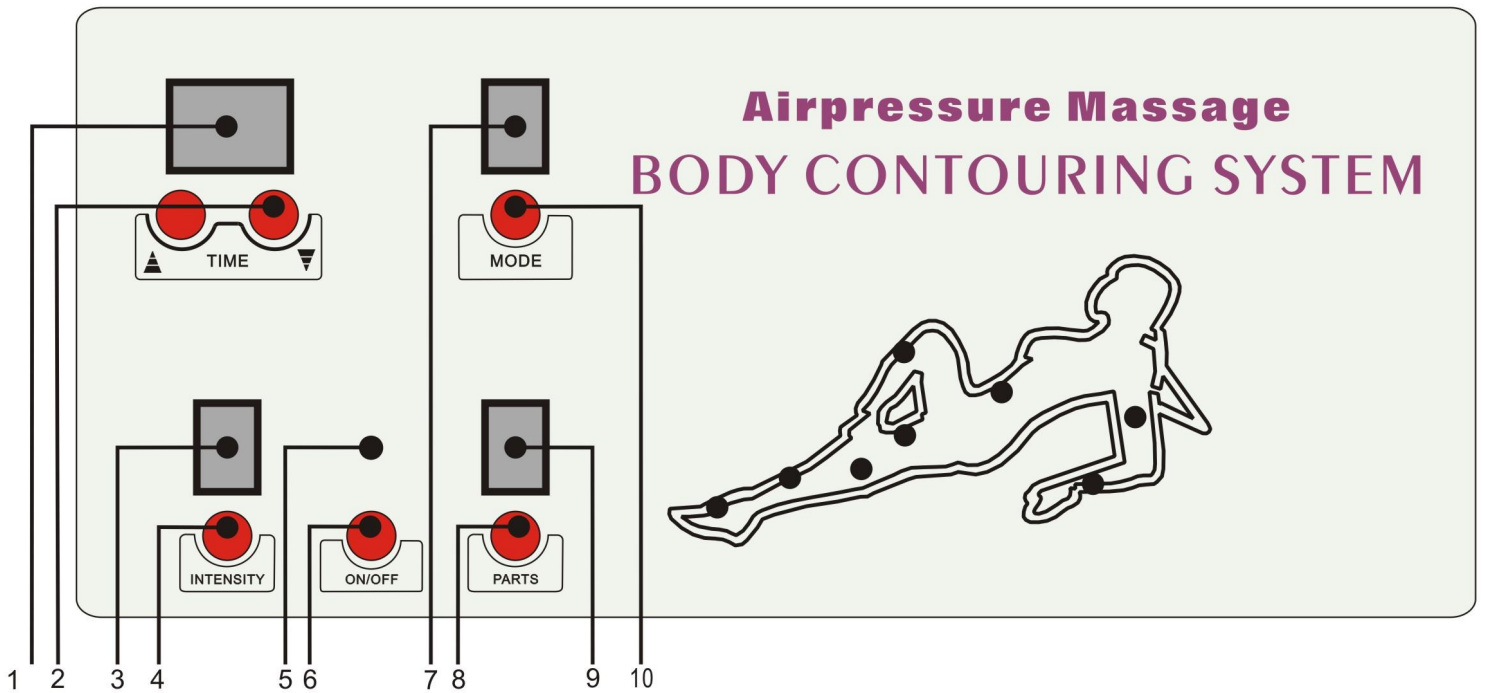
BRIEF INTRODUCTION

This system offers air-pressure massage for your whole body. Air-pressure is also called pressotherapy. It can effectively promote blood circulation, eliminate muscles tiredness, improve body metabolism. It also can tighten loose skin to make your body slimmer.

MAIN EFFECTS

- Burning fat, losing weight, body contouring and keeping fit.
- Perspiration detoxification, discharge heavy metals along with sweat.
- Relieve rheumatism and cold, unclog meridian, reduce body fatigue stress.
- Activate, purified and optimize blood cells, improve body immunity.
- Stimulate body circulation system, promote blood circulation, strengthen and cultivate Viscera.
- Enhance medication/nutrition lead-in and absorption.

PANEL INTRODUCTION



1:Timer

2:Time UP/DOWN

3: INTENSITY Display

4:INTENSITY Selection

5: ON/OFF Indicator Light

6: ON/OFF Button

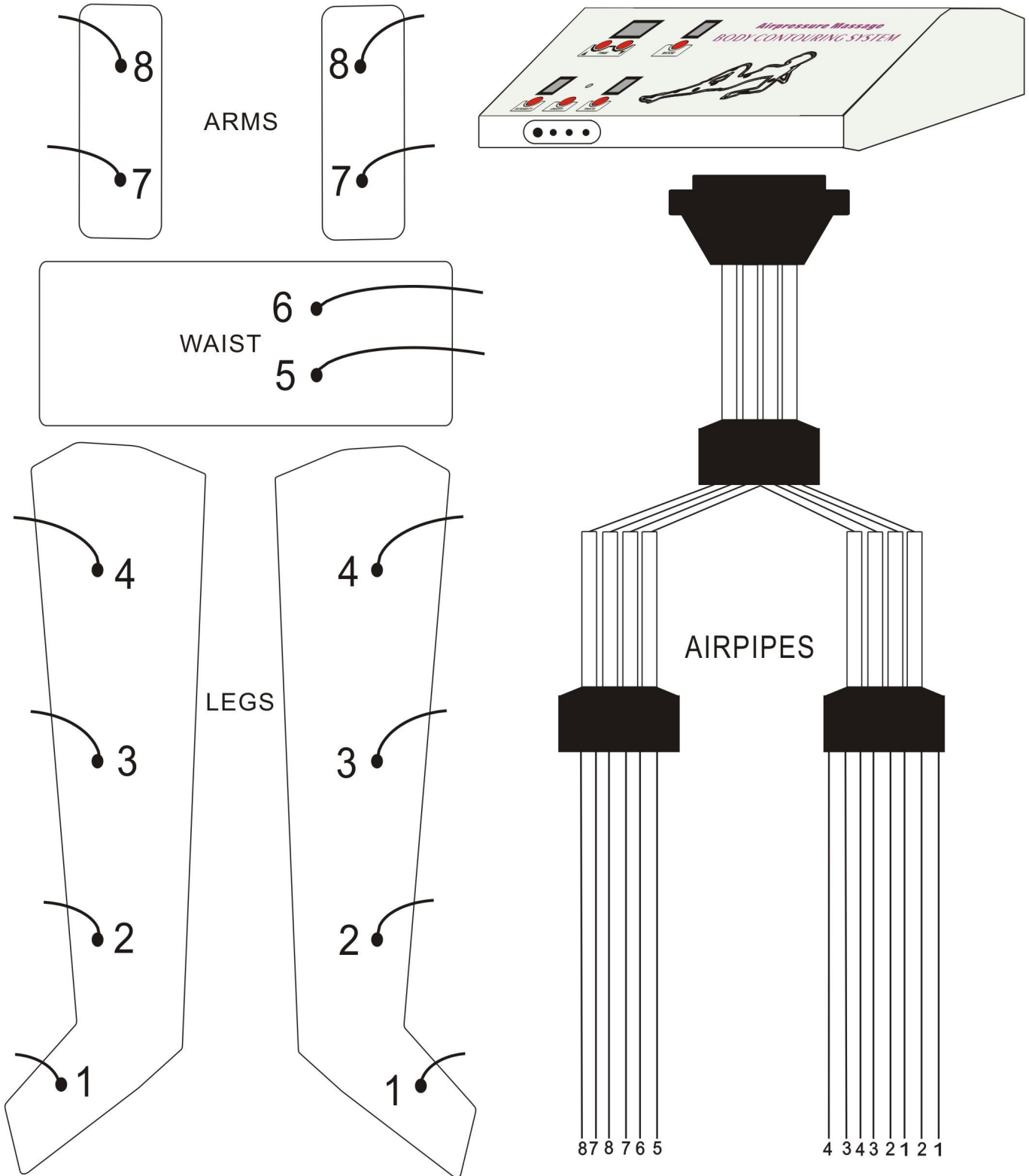
7: MODE Display

8: PARTS Selection

9: PARTS Display

10: MODE Selection

AIR-PIPES CONNECTION DIAGRAM



OPERATION INSTRUCTIONS

1. Install the costume and the instrument.(see the above diagram)
2. Connect the power cord, press **power switch** to turn on instrument.
3. Set **TIME** using the ▲ and ▼ arrows.

- When the controller is turned on, the default time is 30 minutes.
- The maximum adjustable time is 90 minutes.
- The recommended time for each use is 35-40 minutes.
- It is recommended to use it every other day.

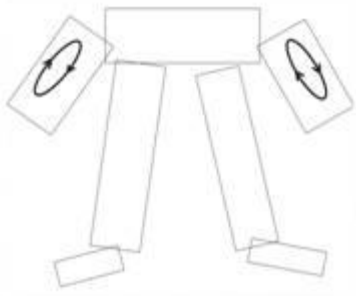
4. Set massage **MODE** using mode selection button.

- There are 6 massage modes can be selected:

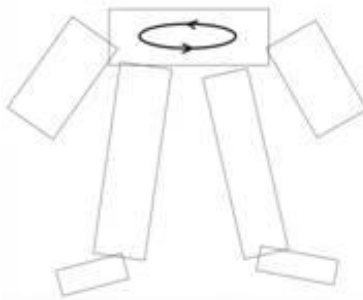
MODE	DESCRIPTIONS
1	Each inflation lasts 2 seconds, the deflation time is 1 second
2	Each inflation lasts 4 seconds, the deflation time is 1 second
3	Each inflation lasts 6 seconds, the deflation time is 1 second
4	Each inflation lasts 8 seconds, the deflation time is 1 second
5	Each inflation lasts 10 seconds, the deflation time is 1 second
6	Each inflation lasts 12 seconds, the deflation time is 1 second

5. Select the massage **PARTS**

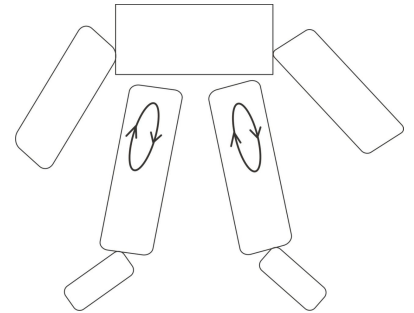
PRESSOTHERAPY BODY CONTOURING SYSTEM USER MANUAL



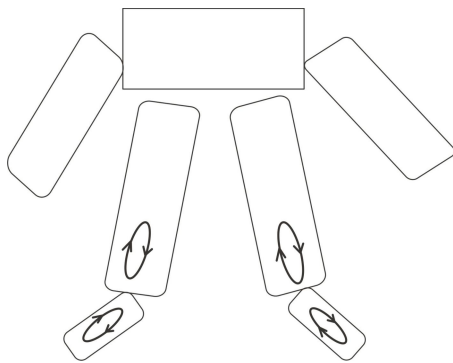
Select 1, massage **ARMS**



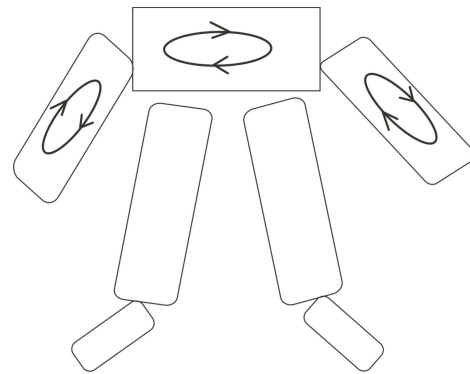
Select 2, massage **WAIST**



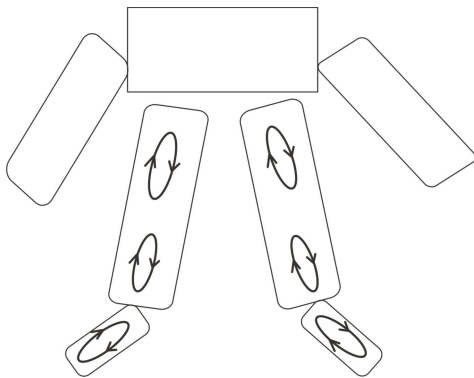
Select 3, massage **THIGHS**



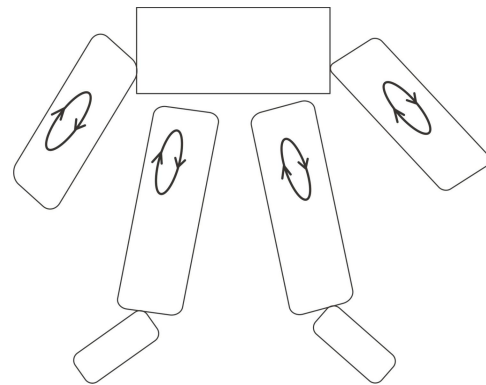
Select 4, massage **Calves and Feet**



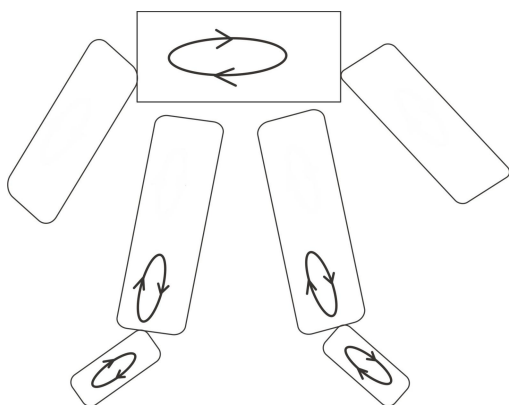
Select 5 ,massage **ARMS and WAIST**



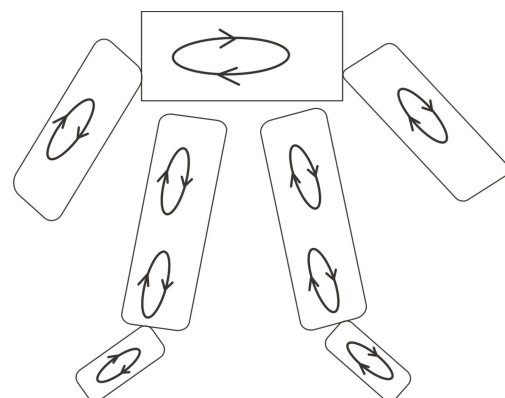
Select 6, massage **THIGHS,CALVES and FEET**



Select 7,massage **ARMS and THIGHS**



Select 8,massage **WAIST-THIGHS-FEET**



Select 9, massage **ARMS-WAIST-LEGS-FEET**

6. Select the massage **INTENSITY**

■ There are 7 levels of intensity.

7. Press **ON/OFF** to begin the air-pressure massage.

8. Press **ON/OFF** again to stop the air-pressure massage.

TECHNICAL PARAMETERS

Voltage Supply	AC110/60Hz~AC220/50Hz
Power Supply	50W
Maximum Time	90 minutes
Massage Mode	6 ones
Massage Intensity	1 to 7 levels(optional)
Massage Parts	ARMS,WAIST,LEGS,FEET
Net.Weight	12KG
Gross.Weight	13KG
Packing Dimension	56cm(L)X37cm(W)X30cm(H)

PROHIBITIONS ITEMS

- Severe limb infections were not effectively controlled.
- Recent deep venous thrombosis of lower extremities.
- A large Ulcerative rash.
- A tendency to bleed.
- The pregnant women.
- People have skin diseases,such as scald and reddening.
- Women in the menstrual period.

PACKING LIST

Item Name	Quantity	Remarks
Controller	1 (set)	
Costume	1 (set)	
Air-Pipes	1 (set)	
Power Cord	1 (piece)	
Spare Fuse	2(piece)	
English Manual Instructions	1(copy)	